

Q3 2026 Financial Results Video Conference Call MAHLE Metal Leve S.A.

B3: LEVE3 | Segment: Novo Mercado

Investor Relations| November 12nd 2026

MAHLE

MAHLE public (CLO)

DISCLAIMER

Any statements made during this videoconference regarding MAHLE Metal Leve S.A.’s business outlook, as well as operational and financial Projections and targets, represent management’s expectations, beliefs, and assumptions based on the information currently available to the Company.

The financial results presented refer to a specific reporting period and were prepared exclusively for results disclosure purposes, in line with the transparency principle.

These statements involve inherent risks and uncertainties related to the development of the automotive industry and do not constitute guarantees of future performance. As they relate to future events, they depend on circumstances that may or may not occur and were formulated based on information available as of the date of preparation, considered at the time of publication.

Investors should consider that general economic conditions, industry factors, and other operational aspects may impact the Company’s future results, which could differ materially from the outcomes projected in these statements.

Additionally, this material contains summarized information and is not intended to be complete, nor should it be considered (or interpreted) as the sole basis for any analysis or evaluation of MAHLE Metal Leve S.A.

Agenda

01 Q3 2026 Videoconference| Claudio Braga

02 Highlights | Claudio Braga e Daniel Brasil

03 Market Overview | Daniel Brasil

04 Net Revenues Performance by Market| Daniel Brasil

05 Summary P&L | Claudio Braga

06 Financial Management| Claudio Braga

07 Questions & Answers| Claudio Braga e Daniel Brasil

MAHLE public (CL0)

SPEAKERS



CLAUDIO BRAGA
Chief Financial Officer (CFO) and Investor Relations Officer

DANIEL BRASIL ALVES
Marketing and Corporate Communication

MAHLE public (CL0)

MARKET CHALLENGES AND UNCERTAINTIES

BANCO CENTRAL DO BRASIL

Copom maintains the Selic rate at 13.75% per annum.

04/11/2026

BANCO CENTRAL DO BRASIL

Focus - Market Report

Market Report - 06/11/2026 - November 2026

Focus Bulletin: Market lowers 2026 GDP projection and sees a weaker dollar.

g1 ECONOMIA

Oil prices surge, with Brent reaching $110 for the first time since May; see what's driving prices up.

16/10/2026

CNN BRASIL

Central Bank sees higher inflation across the entire horizon until 2028.

04/11/2026

automotive business

Abeifa: Vehicle registrations grew 95% between January and September.

09/10/2026

CNN BRASIL

Iran sends nuclear deal proposal to the US through Qatar, agency says.

05/11/2026

automotive business

Anfavea revises projections and lowers vehicle export volume.

07/10/2026

InfoMoney

Senate approves end to 6x1 work schedule; see what changes and when it takes effect.

14/10/2026

MAHLE

MAHLE public (CL0)

Q3 2026 KEY INDICATORS



~4.0 billion
Net Operating Revenue

28.0%
Gross Margin

R$ 103,9 million
IoC approved on Nov. 11, 2026

20.2%
EBITDA Margin

17,9%
EBIT Margin

9 BUSINESS FACILITIES IN
South & Central America

MAHLE METAL LEVE DURING Q3 2026

MAHLE Metal Leve Listing Anniversary on B3



- 55-year **legacy** as a listed company on B3, supported by more than 70 years of industrial history;
- Robust corporate **governance**, long-term commitment, and shareholder value creation;
- Innovation and technology **shaping the future** of sustainable mobility.

MAHLE Innovation Day



- Technology update **event** with **Aftermarket** customers at the Jundiaí Tech Center.
- Presentation of **solutions** focused on biomobility, electrification, sustainability, and **services for the Aftermarket** segment;
- Initiative reinforces the Company's **commitment** to innovation, sustainability, and the mobility **decarbonization** agenda.

Sustainability Report 2025



- Sustainability integrated into the Company's **strategy** as a driver of long-term **value** creation and sustainable growth;
- **Advancements** in sustainability, corporate governance, and people development.
- Preparedness for the **transition** to a low-carbon economy and **future** regulatory demands.

MML BECOMES THE CONTROLLING SHAREHOLDER OF ARCO CLIMATIZAÇÃO S.A.



- As communicated in the Market Notice on November 10, 2026, MML notified the shareholders of Arco Climatização on November 11, 2026, that it will exercise the call option established in the Shareholders' Agreement executed on October 1, 2024, increasing the Company's ownership interest to 70% and securing control of the company.

- Aligned with the Company's sustainable growth strategy, the operation expands Company’s presence in complementary businesses and strengthens its portfolio of mobility solutions, as well as its capabilities in **air-conditioning** and **thermal management.**

- The investment in Arco Climatização further demonstrates the Company's business **diversification**, expanding its presence in adjacent markets through air-conditioning solutions for both conventional and electrified buses.

- The acquisition of control reinforces Company’s long-term value creation **strategy** by expanding synergies, technological opportunities, and customer relationships in markets driven by energy efficiency and sustainable mobility.

VEHICLES PRODUCTION AND SALES– 9M 2026 versus 9M 2025

(Thousand)

	Brazil	Argentina	Brazil e Argentina
SALES	2,158.9 **(+19.3%)**	344.6 **(-24.3%)**	2,503.5 **(+10.6%)**
PRODUCTION	2,052.1 **(+9.7%)**	315.0 **(-16.9%)**	2,367.0 **(+5.2%)**
SALES	97.8 **(-3.9%)**	16.0 **(-6.7%)**	113.8 **(-4.3%)**
PRODUCTION	113.7 **(-7.3%)**	5.9 **(-12.9%)**	119.6 **(-7.6%)**

	Europe	North America	Europe and North America
PRODUCTION	12,800.6 **(+0.7%)**	11,518.7 **(-1.5%)**	24.319,3 **(-0,3%)**
PRODUCTION	405.2 **(0.0%)**	410.5 **(+6.5%)**	815,8 **(+3,4%)**

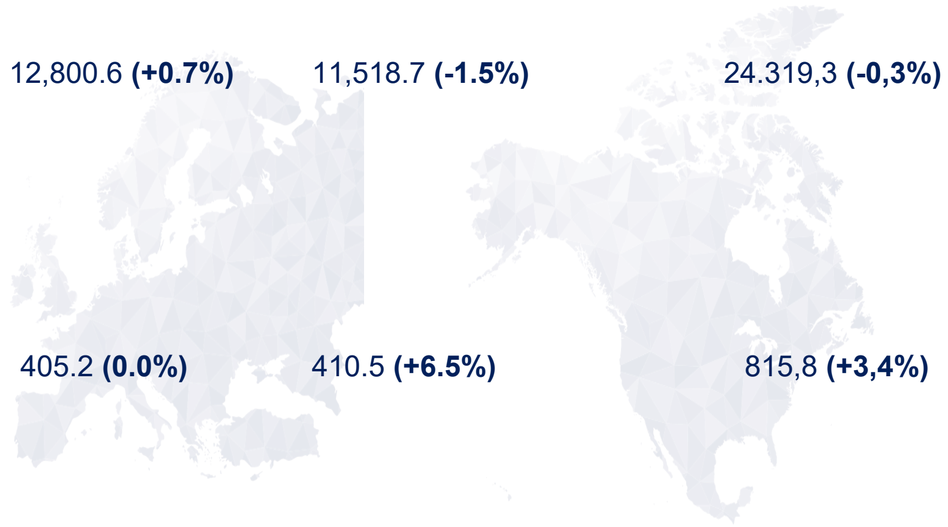

MAHLE Metal Leve: MAHLE Metal Leve: a diversified business model across OEM, Aftermarket, domestic, and export markets.

NET SALES BY MARKET

(Millions BRL)

9M 2026	Total	Domestic	Export
Original Equipment	2,570.6 +1.3% *vs 9M 2025*	1,669.6 +2.0% *vs 9M 2025*	901.0 0.0% *vs 9M 2025*
Aftermarket	1,428.3 -7.4% *vs 9M 2025*	1,216.1 -5.4% *vs 9M 2025*	212.2 -17.6% *vs 9M 2025*

Consolidated 3,988.9 (-2.0% vs 9M 2025)

Q3 2026	Total	Domestic	Export
Original Equipment	911.2 +2.0% *vs Q3 2025*	593.2 -0.2% *vs Q3 2025*	318.0 +6.5% *vs Q3 2025*
Aftermarket	499.1 -9.6% *vs Q3 2025*	426.2 -6.3% *vs Q3 2025*	72.9 -25.2% *vs Q3 2025*

Consolidated 1,410.3 (-2.4% vs Q3 2025)

9M 2025	Total	Domestic	Export
Original Equipment	2,538.0	1,637.4	900.6
Aftermarket	1,543.0	1,285.4	257.6

Consolidated 4,081.1

Q3 2025	Total	Domestic	Export
Original Equipment	892.9	594.4	298.5
Aftermarket	552.4	454.9	97.5

Consolidated 1,445.3

MAHLE public (CL0)

Q3 2026/9M 2026 MAIN INDICATORS

Q3 2026

Net Operating Revenue: R$ 1,410.3 million (-2.4% vs. Q3 2025)
- More challenging competitive environment
- Appreciation of the Brazilian real impacting exports
- Recovery in volumes and improvement in demand

Gross Profit (28.5%): R$ 402.5 million (-2.9% vs. Q3 2025)
- Resilient, supported by strong cost discipline
- Favorable product mix; one-off effects related to revenues
- Mitigation of the impacts from lower volumes and exports

SG&A, P&D, and other rev./exp. (11.5%) R$ 162.9 million (+9.4% vs. Q3 2025)
- Higher logistics and freight costs
- Process Optimisation and Digitalisation

EBIT (18.0%): R$ 254.1 million (-9.0% vs. Q3 2025)
- Lower volumes in specific markets
- Productivity gains partially offset the impacts during the period
- Cost management discipline preserves results

Net Profit (11.2%): R$ 157.5 million (-15.9% vs. Q3 2025)
- Supported primarily by operating performance.

9M 2026

Net Operating Revenue: R$ 3,998.9 million (-2.0% vs. 9M 2025)
- Volume and pricing gains, driven primarily by the light vehicle segment
- Partially offset by the appreciation of the Brazilian real, weaker demand in export markets, and a more challenging competitive environment

Gross Profit (28.2%): R$ 1,127.5 million (-1.0% vs. 9M 2025)
- More favorable product mix over the year
- Disciplined price management
- Enhanced profitability in certain business units

SG&A, P&D, and other rev./exp. (11.7%): R$ 469.8 million (-1.5% vs. 9M 2025)
- Lower freight costs and normalization of logistics operations

EBIT (17.9%): R$ 716.5 million (+0.6% vs. 9M 2025)
- Improvement in operating profitability
- Discipline in managing costs and expenses
- Resilient margin despite lower net sales

Net Profit (13.3%): R$ 531.3 million (+12.4% vs. 9M 2025)
- Strong operating performance
- Consistent and disciplined financial management
- Results supported by a combination of operational and financial efficiency

RESULTS VERSUS IMPACT OF: IAS 29 AND ACQUISITIONS COMPLETED IN 2024

- ✓ Adjusted Gross Margin: 29.1 % in 9M 2026 (+0.2 p.p. versus 9M 2025)
- ✓ Adjusted EBITD Margin: 20.0% in 9M 2026 (+0.3 p.p. versus 9M 2025)
- ✓ IAS 29 impacts remain limited relative to consolidated results
- ✓ Acquisitions contributed R$ 33.8 million to Net Income in 2026.

IAS 29 Adjustments and Acquisitions enable a comparable view of operating performance

Summary of income statement (in BRL million)	As per financial statements published	For comparison purposes only						
	9M 2026	IAS-29 Argentina Hyperinflation	[1] 2024 Acquisitions Δ valuation	9M 2026 adjusted	9M 2025 adjusted	IAS-29 Argentina Hyperinflation	[1] 2024 Acquisitions Δ valuation	9M 2025
Net operating revenue	3,998.9	(33.5)	1.8	3,965.4	4,046.5	(34.6)	100.4	4,081.1
Gross profit	1,127.5	25.5		1,153.0	1,167.9	28.7		1,139.2
SG&A expenses, other operating income (expenses) and share of profit of equity-accounted investees	(457.8)	3.8		(454.0)	(466.3)	4.0		(470.3)
Gain on net monetary position in foreign subsidiary (operating profit)	46.8	(46.8)		-	-	(42.9)		42.9
Profit before finance income and costs and taxes (EBIT)	716.5	(17.6)		698.9	701.7	(10.2)		711.9
Net finance costs	58.0	2.0		60.0	(36.9)	(0.6)		(36.3)
Income tax and social contribution	(243.2)	-		(243.2)	(202.8)	-		(202.8)
Profit for the year	531.3	(15.6)	33.8	515.7	462.0	(10.8)	29.4	472.8
EBITDA	812.7	(17.6)		795.1	797.8	(10.2)		808.0
Gross margin	28.2%			29.1%	28.9%			27.9%
EBITDA margin	20.3%			20.0%	19.7%			19.8%

Amounts presented for informational purposes only, representing the variance between actual acquisition results and the amounts projected in their respective valuation models, with no impact on the variation of balances between the comparative periods presented in the tables above.
Valuation reports available on the Company's IR website and CVM website: *Deloitte Valuation Report* / *Apsis Valuation Report*

MAHLE public (CL0)

CASH FLOW

CASH AND EQUIVALENTS (Millions BRL)

Cash generation and new loans offset debt principal repayments and dividend/interest on equity (IoE) distributions.

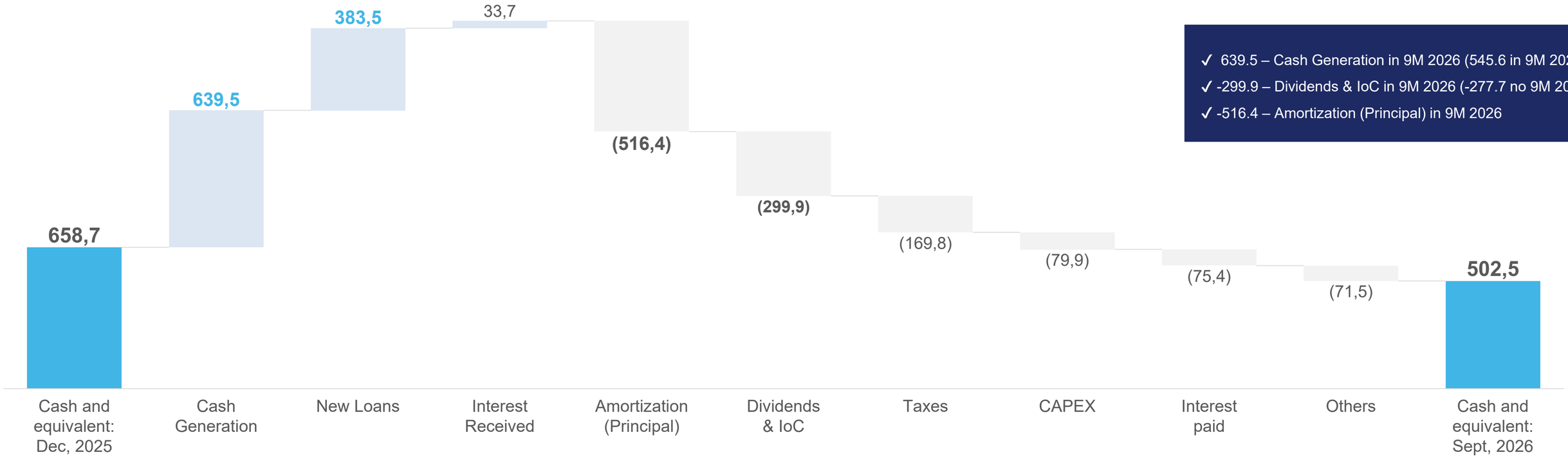

- ✓ 639.5 – Cash Generation in 9M 2026 (545.6 in 9M 2025)
- ✓ -299.9 – Dividends & IoC in 9M 2026 (-277.7 no 9M 2025)
- ✓ -516.4 – Amortization (Principal) in 9M 2026

- Net working capital reduced by BRL 108.3 million (-9.1%), totalling BRL 1.1 billion, reflecting greater efficiency in working capital management.
- Cash conversion cycle decreased by 7 days (-8.5%), closing the period at 75 days, reinforcing operational optimisation and disciplined cash management.

MAHLE public (CL0)

NET DEBTS AND LEVERAGE RATIOS

(Millions BRL)

The reduction in leverage reflects disciplined debt management and the ongoing optimization of the capital structure.

Leverage

0.82x in 9M 2026 ↓
vs
0.87x in 9M 2025

Average funding
9M 2026:
5.1% a.a.

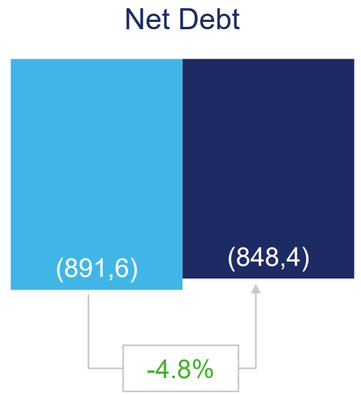

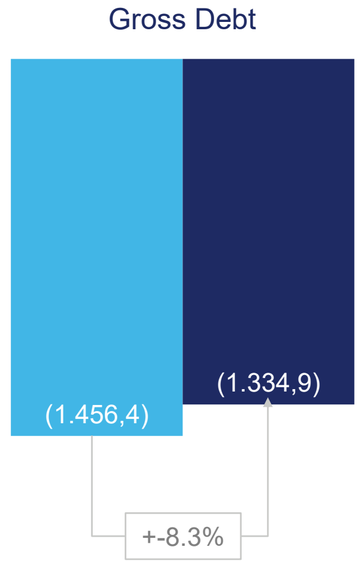

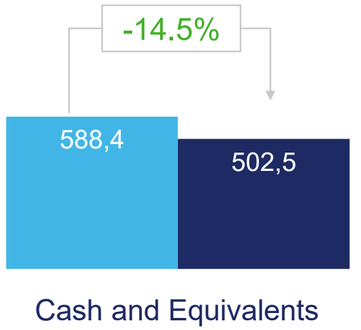

9M 2025 9M 2026

MAHLE public (CL0)

FINAL MESSAGE

Even in a more challenging market environment, MAHLE Metal Leve demonstrated the resilience of its business model, supported by its diversification:

- Across its end markets (Original Equipment and Aftermarket);
- Through its presence in different geographies (domestic and export markets), and
- By offering products and solutions for multiple segments (light and heavy-duty vehicles).

The strength of the Company's product and technology portfolio is closely linked to its ability to keep pace with evolving consumer needs and mobility trends. This continuous adaptation enhances MAHLE Metal Leve’s competitiveness, expands growth opportunities, and enables the development of efficient, sustainable solutions that are aligned with current and future market demands.

Consistent margins and sustained profitability demonstrate the company’s ability to adapt to different economic cycles, supported by operational excellence and disciplined management.

As a result, the Company preserves its competitiveness and generates sustainable long-term value.

MAHLE public (CL0)

Q&A SESSION

LEVE

B3 LISTED NM

IGC-NM B3 | IGC B3 | IGCT B3 | ITAG B3 | IBRA B3 | SMLL B3 | IDIV B3 | ICON B3 | INDX B3

Brands Commercialised by MAHLE Metal Leve

BEHR® CLEVITE® cofap® IZUMI® METAL LEVE® MAHLE®



MAHLE



THANK YOU

Investor Relations:

E-mail: relacoes.investidores@mahle.com

Website: https://ri.mahle.com.br/